

ENGINEERING SPECIFICATION

工程規格書

客戶 / CUSTOMER	:	五通道蓝牙模块+433 动能开关 FIVE channel
產品名稱 / ITEM	:	Bluetooth module+433 kinetic switch
顏色/Colour	:	Black
客戶編號 / CUSTOMER P/N	:	
擎洲样品申请单号/Samples request No	:	
擎洲产品型號 / OUR MODEL NO.	:	蓝牙开关 Bluetooth module
標準 / STANDARD	:	
額定 / RATING	:	Input:DC12/24V Imax=5A
	:	Output: DC12/24V Imax=5A
備注 / REMARKS	:	RoHS STANDARD

根據本公司政策規定,貴司必須於該產品首次生產之前簽回我司規格書的首頁、銘牌共二頁,以確認該產品之規格。

另外,請貴司於下單時在採購單上打上本公司產品編號以及样品单编号,以避免生產錯誤。

如貴司未能如期簽回規格書,我司將無法為該產品安排生產。

為免延誤貴公司之出貨時間,請貴司通力合作。

Based on the policy of our company ,all buyers MUST return this product specification sheets along with signature

And company chop. Please study very carefully and sign the page of Engineering Specification /Nameplate for product confirmation. And also, please mark our products Model No and Samples request No while the PO issue.

NOTICE: This is very important to have this specification sheets confirmed and return to us on time to avoid any mistake

Or delay of delivery. Without your confirmation, Letaron Electronic would not arrange to start the production for your company.

版本 REV.	描述/DESCRIPTION	日期 DATE	制作人 PREPARED BY
00	首次發行/FIRST ISSUE		

擎洲/LETARON

	制作 Prepared	检查 Checked	核准 Approved
簽名 Signature	肖华臣	徐权	
日期 Date	2021.06.8	2021.06.8	

客戶/CUSTOMER

確認 Approved by	
日期 Date	(簽字或公司蓋章) (Signature and company stamp)

1. Environment(环境):

working temperature of $0^{\circ}\text{C}\sim 45^{\circ}\text{C}$, 10%~90%RH (without dew point);

(工作温度 $0^{\circ}\text{C}\sim 45^{\circ}\text{C}$, 湿度 10%~90%RH (无凝露));

Storage temperature: $-20^{\circ}\text{C}\sim 85^{\circ}\text{C}$, 10%~90%RH (without dew point);

(存储温度 $-20^{\circ}\text{C}\sim 85^{\circ}\text{C}$, 湿度 10%~90%RH (无凝露));

2. Instruction(用法说明):

2-1. Turn off the power connection before installation.(安装前要切断电源).

2-2. Indoor use only. (仅供室内使用).

2-3. Load of the secondary shall not exceed the rated power.(负载不可超过额定功率).

2-4. Installation shall be done by qualified technician.(要有一定专业知识的人才能安装).

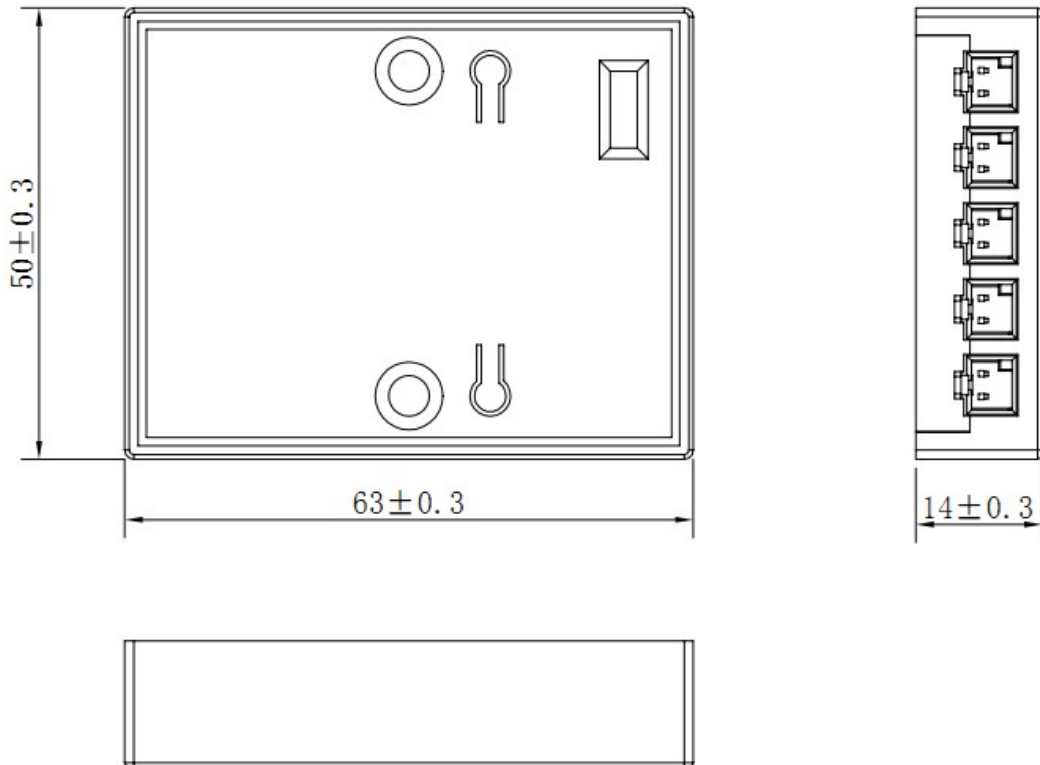
2-5. Make sure all the cables connected correctly before turn on the power.

(接通电源前要确定所有的电线连接正确).

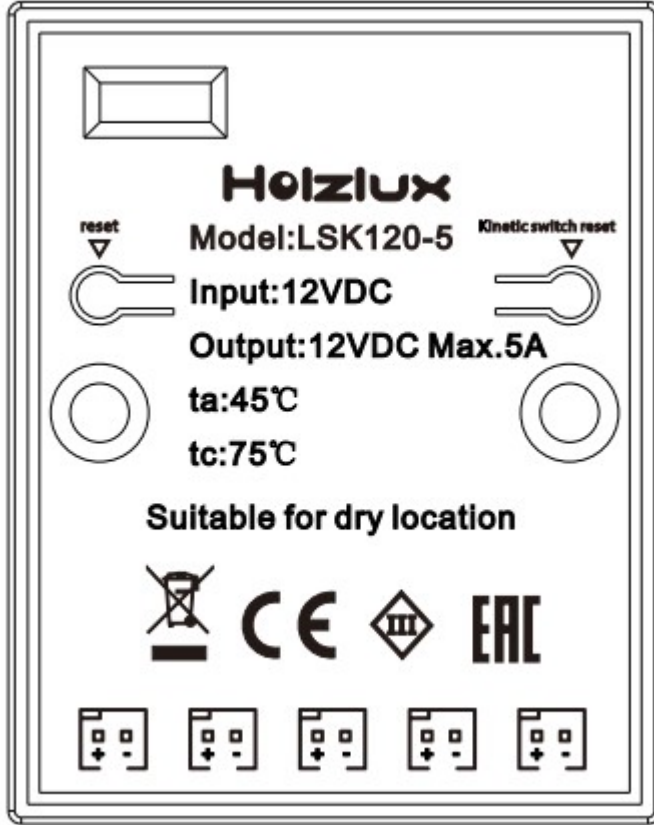
2-6. Maximum ambient temperature 45°C , 最大工作环境温度 45°C

3. Externality figure and name plate (外形图及商标):

3-1 外形图



3-2 商标




4. Production test specification(生产测试规格):

序号	测试项目	最小值	典型值	最大值	备注
1	半成品测试,输入电流 Semi finished product test,standby input current	--	5A	--	DC 12V 输入 input
2	半成品测试,输入电流 Semi finished product test,standby input current	--	5A	--	DC 24V 输入 input
3	感应距离测试 distance	动能开关 Kinetic energy switch			8m
4	成品测试,输入电流 Finished product test, input current	--	5A	--	DC 12V 输入 input
5	成品测试,输入电流 Finished product test, input current	--	5A	--	DC 24V 输入 input

6	功能 Function	使用涂鸦智能软件进行测试, 可以对 5 个通道进行亮度调节, 设置场景, 定时开启关闭各通道, 可以连接动能开关按键控制。 Using Tuya APP for testing, you can adjust the cold and warm light of the 5 channels, set the scene, open and close each channel regularly, and connect the kinetic energy switch button for control.	
7	寿命 Lifetime	30000H	
8	老化 aging test	4H	DC24V 负载 5A 电 流 Load 5A current

5. 动能开关配对方法 Matching method of kinetic energy switch:



动能开关配对: 长按 3s 智能驱动上配对按键, 指示灯开始闪烁, 再按一下动能开关, 指示灯停止闪烁, 表示配对成功。60s 无配动能开关对信号自动退出配对模式或者再轻触一次配对按键也能退出。智能驱动能单独的和单键 + 双键+三键 (1.2.3) 分别能和每个独立按键配对。 (防止装太多开关)

Long press the pairing button on the 3s on driver, the indicator light starts flashing, and then press the kinetic energy switch, the indicator light stops flashing, indicating that the pairing is successful. In 60s, the paired signal without power switch automatically exits the pairing mode or can be exited by touching the pairing button again. The driver can be paired with each independent key individually or with single key+double key+triple key (1.2.3). (Avoid installing too many switches)

取消配对 Unpair: 长按智能驱动上配对按键 10s 以上, 智能驱动指示灯停止闪烁, 清除所有与此智能驱动配对的动能开关。Press and hold the pairing key on the driver for more than 10s, the driver indicator will stop flashing, and all kinetic energy switches paired with this driver will be cleared.



擎洲光电科技有限公司
Letaron Electronic Co., LTD

Address: Xiaotiantou Village Xinsi Area Hengli Town, Dongguan City, Guangdong Province, P.R. China

地址: 广东省东莞市横沥镇新四小田头村

Tel: +86 769 89110666 Fax: +86 769 87060909

E-Mail: Sales@letaron-group.com Postcode: 523460 Website: www.letaron-group.com

功能 Function:

短按: 短按开关功能。(单键 + 三键 (1.2.3) 都能实现)

Short press: short press the switch function. (Single key+three keys (1.2.3) can be realized)

长按: 长按大于 1.5s 无极调色功能。所有通道在当前色温向同一个方向调节, 每次取反。当通道的色温到纯冷光或者纯暖光, 通道就停止调色, 等待下一次指令, 通道继续调色。如果中途动能开关按键弹起, 色温停止在当前位置。下一次调色向反方向进行.....循环 (单键 + 三键 (1.2.3) 都能实现)

Long press: Long press for more than 1.5s for stepless color mixing function. All channels are adjusted in the same direction at the current color temperature, and each time they are reversed. When the color temperature of the channel reaches pure cold light or pure warm light, the channel will stop color mixing and wait for the next command to continue color mixing. If the kinetic energy switch button pops up halfway, the color temperature stops at the current position. The next color mixing is carried out in the opposite direction..... Cycle (single key+three keys (1.2.3) can be realized)